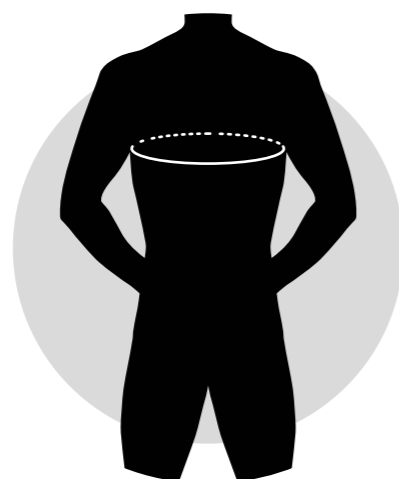


MARINA RACEWEAR FIA SUIT

1

CHEST CONTOUR:


Extend your arms and round chest area just underneath and measure it.



2

WAIST CONTOUR:


Measure waist contour underneath the belly button.



3

HIP CONTOUR:

Put your legs together and measure by the widest parts of the hip.



SIZES

MEASUREMENTS

EUROPE	ALPHA
46	S
48	
50	M
52	
54	L
56	
58	XL
60	
62	XXL
64	
66	XXXL
68	

WEIGHT (KG)	HEIGHT (CM)	CHEST (CM)		WIETS (CM)		HIP (CM)
55 - 60	167 - 170	88 - 92		76 - 80		88 - 92
60 - 68	170 - 173	92 - 96		80 - 84		92 - 96
68 - 72	173 - 176	96 - 100	EXTRASIZE (XZ)	84 - 88	EXTRASIZE (XZ)	96 - 100
72 - 78	176 - 179	100 - 104	104 - 108	88 - 92	100 - 104	100 - 104
78 - 84	179 - 182	104 - 108	108 - 112	92 - 96	104 - 108	104 - 108
84 - 90	182 - 185	108 - 112	112 - 116	96 - 100	108 - 112	108 - 112
90 - 96	185 - 188	112 - 116	116 - 120	100 - 104	112 - 116	112 - 116
96 - 102	188 - 191	116 - 120	120 - 124	104 - 108	116 - 120	116 - 120
102 - 108	191 - 194	120 - 124	124 - 128	108 - 112	120 - 124	120 - 124
108 - 114	194 - 197	124 - 128	128 - 132	112 - 116	124 - 128	124 - 128
114 - 120	197 - 200	128 - 132	132 - 136	116 - 120	128 - 132	128 - 132
					132 - 136	